

Early Childhood Distance Learning Materials



Infants
Week #9
June 15-19, 2020

Table of Contents

Home Learning Bingo Board	3
Daily Check-In	4
Social Emotional Development & Social Systems Cognitive Activities	5
Language, Literacy & Communication Activities	9
The Arts & Sensory Activities, Music & Movement	10
Mathematics & Science Activities	12

Home Learning Bingo Board

DIRECTIONS FOR EACH DAY THIS WEEK: The goal is to do 5 activities in each area. After you complete an activity, color in the box and show it is done. The goal is to have a blackout by the end of the week with every box colored in! Get ready...get set...LEARN!

L Literacy	E Exercise	A Arts	R Regulation	N Numbers
Read a story everyday with your child <div style="border: 1px solid black; display: inline-block; padding: 2px;"> M T W R F </div>	Have a family dance party	Make Sensory Bottles http://www.funathomewithkids.com/2013/02/discovery-bottles-infant-please-always.html	Soothe and help them self-soothe	Count 1 to 5
Recite nursery rhymes.	Roll a ball	Make up a new song	Baby yoga	Go on a walk and count the houses you see?
listen to different types of music.	Crawl around the house	Use objects from around your house to create a new art project	Turn on some lullabies https://www.childrencolorado.org/conditions-and-advice/calm-a-crying-baby/parents/resources/lullabies/	Count their toes and fingers
Complete one lesson from the literacy packet	Go for a walk outside	Complete one lesson from the Arts packet	Talk to your baby	Count as getting the baby dressed
Make funny faces	Practice pulling up on furniture	Squish bag http://www.funathomewithkids.com/2013/06/10-ways-to-use-fingerpaints.html	Give them a toy they are able to hold	Read a counting book
Listen to different types of music	play push and pull games with balls and soft toys.	Play your favorite song and clap to the beat	Sing to your baby	Sing 5 little monkeys jumping on the bed

Daily Check-In

Tell me how you're feeling today?



Monday

Make a **CIRCLE** with a **BLUE** crayon

Tuesday

Make a **TRIANGLE** with a **RED** crayon

Wednesday

Make a **SQUARE** with an **ORANGE** crayon

Thursday

Make a **CLOUD** with a **PINK** crayon

Friday

Make **A SHAPE OF YOUR CHOICE** with a **GREEN** crayon

Social Emotional Development & Social Systems Cognitive Activities

Positive Parenting



ZERO TO THREE
Early connections last a lifetime

Positive parenting describes a set of parental behaviors that foster a child's capacity to **love, trust, explore and learn**. The goal of positive parenting is to help parents guide their children's healthy development in the context of the family's culture. Key elements of positive parenting include the ability to:

Understand or imagine the **child's point of view**, especially during challenging moments.



Respond with interest and **sensitivity** to the child's cues.



Recognize that **parenting can be stressful** and missteps are a natural part of child-rearing.



Recognize and **celebrate** the child's strengths, abilities, and capacity to learn and develop.



Provide consistent, **age-appropriate guidelines** and limits for child behavior.



Work toward a **balance** of meeting parental needs and child needs.



Delight in **moments of connection** with the child;



Recognize and **regulate their own feelings** and behaviors before they respond to the child.



Seek help, support or additional information on parenting **when needed.**



© ZERO TO THREE 2018

www.zerotothree.org

Activity #1 Title	Learning Goal/Objective	Materials
Twinkle twinkle little star	social development listening to words, making eye contact	https://www.youtube.com/watch?v=yCjJyiqpAuU&vl=en
Activity/Lesson Description		
You can sing along with the link or by yourself, if you know the song! Have fun with it!		

Activity #2 Title	Learning Goal/Objective	Materials
Rocking/Relaxing Music Bonding	The baby is bonding and learning to trust adults or earning self regulation.	https://www.youtube.com/watch?v=2Q1X03-Y3gY
Activity/Lesson Description		
Rock your baby and listen to classical music (Bedtime Baby Lullaby Classical Music Mozart Bach Beethoven Pachelbel Sleep Music 1 Hour)		

Activity #3 Title	Learning Goal/Objective	Materials
Make funny faces in a mirror	Self recognition and recognizing other people	A mirror
Activity/Lesson Description		
Hold a mirror in front of your face and make different faces... silly, sad, happy etc name the emotion on your face		

Activity #4 Title	Learning Goal/Objective	Materials
Five little Astronauts	learning numbers, bonding with your child, and language skills.	Below song sheet
Activity/Lesson Description		
Sing the song five little astronauts with your child, while pretending to fly in the sky.		



Five Little Astronauts

Five little astronauts, sitting on the
stars

The first one said, "Let's go to Mars!"

The second one said, "There are
spaceships in the air!"

The third one said, "But we don't
care!"

The fourth one said, "Let's fly up in
the sky!"

The fifth one said, "Let's fly, fly, fly!"

Then WHOOSH went the spaceship
into the night
and the five little astronauts
zoomed out of sight!



©2015 www.thekindergartensmorgasboard.com

Activity #5 Title	Learning Goal/Objective	Materials
Turning up for outer space	developing language skills and developing a bond with your child	Below song sheet

Activity/Lesson Description

While holding your child getting them ready to take a nap or even just holding your child you sing them this song.

Tuning Up For Outer Space

Sung to: "The Farmer in the Dell"

The sun is in the sky.
The sun is in the sky.



Hot and bright, it gives us light.



The sun is in the sky.

The moon is in the sky.
The moon is in the sky.



Around and round the Earth it goes.

Language, Literacy & Communication Activities



Activity #1 Title	Learning Goal/Objective	Materials
Good night moon	Learning names of pictures in the book	https://www.youtube.com/watch?v=Rg3wl0OPRe0
Activity/Lesson Description		
Hold your baby while you watch the youtube video or book and point out pictures as you go along.		

Activity #2 Title	Learning Goal/Objective	Materials
There's No Place Like Space The Cat in the Hat Story	Learning names of pictures in the book	https://www.youtube.com/watch?v=AB6zDBoPpol
Activity/Lesson Description		
Hold the baby while you watch the youtube , book and point out pictures they name.		

Activity #3 Title	Learning Goal/Objective	Materials
Sing twinkle twinkle little star using stars	Eye coordination, developing vocabulary	https://www.youtube.com/watch?v=yCjYiqpAuU&vl=en
Activity/Lesson Description		
You can sing it alone or along with the youtube video. Use cut out stars and tape them to your fingers and twinkle your fingers.		


The Arts & Sensory Activities, Music & Movement



Activity #1 Title	Learning Goal/Objective	Materials
Moon dough	Learning textures	<ul style="list-style-type: none"> ● 8 cups flour ● 1 cup oil
Activity/Lesson Description		
<p>Have your baby sit in a highchair, as you sit nearby and allow them to explore the moon dough. You can also add food coloring if you would like to make it more fun!</p>		

Activity #2 Title	Learning Goal/Objective	Materials
Starry night	Hand eye coordination	Black paper, white crayon
Activity/Lesson Description		
<p>Have your baby hold a crayon and make marks on a black piece of paper. Talk to your baby about their art masterpiece!</p>		

Activity #3 Title	Learning Goal/Objective	Materials
Galaxy in a bag	Self regulation, hearing the names of colors	Ziplock bag, black paint, glitter
Activity/Lesson Description		
Mix the ingredients in a bag and have the baby squish the bag, or tape it down on a table or high chair tray and they can move the paint around. Talk about what your baby is feeling and seeing.		

Activity #4 Title	Learning Goal/Objective	Materials
Make an Alien	Helps with fine motor and exploring different textures	paper, paint, glue, and googly eyes
Activity/Lesson Description		
Paint your child's hand and make a handprint on the paper, once the paper is dry, glue some googly eyes to the fingers for eyes.		
		

Activity #5 Title	Learning Goal/Objective	Materials
Colorful Spaghetti	develop hand-eye coordination and fine motor.	noodles, food coloring, and bowl
Activity/Lesson Description		
Make some spaghetti and add a few drops of food coloring after the spaghetti is already cooked and the water is drained. Let the spaghetti fully cool before allowing your child to explore how it feels in their hands and feet.. Ask your child what colors they see and talk about the different colors. You can also ask your child how it feels and what it tastes like.		

Mathematics & Science Activities



Activity #1 Title	Learning Goal/Objective	Materials
Patty cake	This simple sequence of clapping teaches your baby about the mathematical concept called patterns.	hands
Activity/Lesson Description		
<p>Clap hands and sing: Pat-a-cake, pat-a-cake, baker's man. Bake a cake as fast as you can Pat it and prick it, and mark it with B, Put it in the oven for Baby and me.</p>		

Activity #2 Title	Learning Goal/Objective	Materials
Dropping toys	Recognizing sequences help children develop a sense of order, logic and reason	Small toys
Activity/Lesson Description		
<p>Let your baby drop a toy from his high chair. Put it back. When your baby is dropping the toys ask them “Are they toys on the floor now? Where did they go? Do you see them?” Then say “Lets try and pick them up and put them back on the tray.” You can also talk about the different shapes, sizes, and colors of the toys.</p>		

Activity #3 Title	Learning Goal/Objective	Materials
Peek-a-boo	This simple game also teaches your baby the complex set of rules about turn-taking and expectations.	hands/blankets
Activity/Lesson Description		
<p>Hide your face. Cover your face with your hands or drape a towel or cloth over your face. Remember that to the baby, you're not just hiding, you're gone.</p> <p>At this stage of development, babies haven't developed an understanding of object permanence. Object permanence means that an object (you) is still there even when the baby can't see it. For this reason, the first few games of peek-a-boo can be a bit shocking to the baby.</p> <ul style="list-style-type: none"> ● You can ease your baby's mind by talking to him/her while you're hiding. You can say something like "Where did mommy go? Where is she?" ● You can also hide yourself behind a piece of paper, a book or anything else that you have around. 		