

TODDLER

Pets

Early Childhood Distance Learning Materials



TABLE OF CONTENTS

HOME LEARNING BINGO BOARD	3
DAILY CHECK-IN	4
SOCIAL EMOTIONAL DEVELOPMENT & SOCIAL SYSTEMS COGNITIVE ACTIVITIES	5
LANGUAGE, LITERACY & COMMUNICATION ACTIVITIES	7
MUSIC & MOVEMENT ACTIVITIES	12
THE ARTS & SENSORY ACTIVITIES	14
MATHEMATICS & SCIENCE ACTIVITIES	17


HOME LEARNING BABY BINGO BOARD

DIRECTIONS FOR EACH DAY THIS WEEK: The goal is to do 5 activities in each area. After you complete an activity, color in the box and show it is done. The goal is to have a blackout by the end of the week with every box colored in!

L Literacy	E Exercise	A Arts	R Regulation	N Numbers
Read 15 minutes with your child <div style="border: 1px solid black; display: flex; justify-content: space-around; padding: 2px;"> MTWRF </div>	Have a family dance party	Draw a picture of what you are doing today	Practice STAR breathing: Smile, Take a deep breath, and Relax. Fill up your belly like a balloon and slowly let it out 3 times.	Count 1 to 20
Use handwriting sheet to write name	Create an obstacle course in your home and run it 5 times	Make up a new song	What did you do to show kindness? Draw a picture.	Find items in your house you can make patterns with. Can you make an AB pattern?
Retell main events in your favorite book	Find color freeze dance on YouTube and dance to it	Use objects around your house to create a new art project	Choose a job that you can do today to help your family	Complete one lesson from the math packet
Complete one lesson from the literacy packet	Go outside and practice skipping, hopping on two feet, galloping and running	Complete one lesson from the Arts packet	Help your child make a daily schedule that you can put up in your house	Find shapes in your house and draw them on paper
Name some words that rhyme with: cat, dog, bed, map	Do each stretch for a 10 second hold and repeat 3 times: baby pose, up dog, down dog, tree pose	Use scissors to practice cutting paper in straight lines and zig zag lines	Help your child identify a space to go to help them feel calm	Find a block and use it to measure your bed, a table and a chair. How many blocks tall are they?
Use a magazine to cut out the letters of your name and glue them to a piece of paper	Draw a picture of what foods give you energy	Play your favorite song and clap to the beat	What toy or animal help you calm down when you're feeling upset? Draw how they help you.	Count how many forks and how many spoons are in your house. How many all together?

DAILY CHECK-IN

Tell me how you're feeling today?



MONDAY	Make a CIRCLE with a BLUE crayon
TUESDAY	Make a TRIANGLE with a RED crayon
WEDNESDAY	Make a SQUARE with an ORANGE crayon
THURSDAY	Make a CLOUD with a PURPLE crayon
FRIDAY	Make A SHAPE OF YOUR CHOICE with a GREEN crayon

SOCIAL EMOTIONAL DEVELOPMENT & SOCIAL SYSTEMS COGNITIVE ACTIVITIES

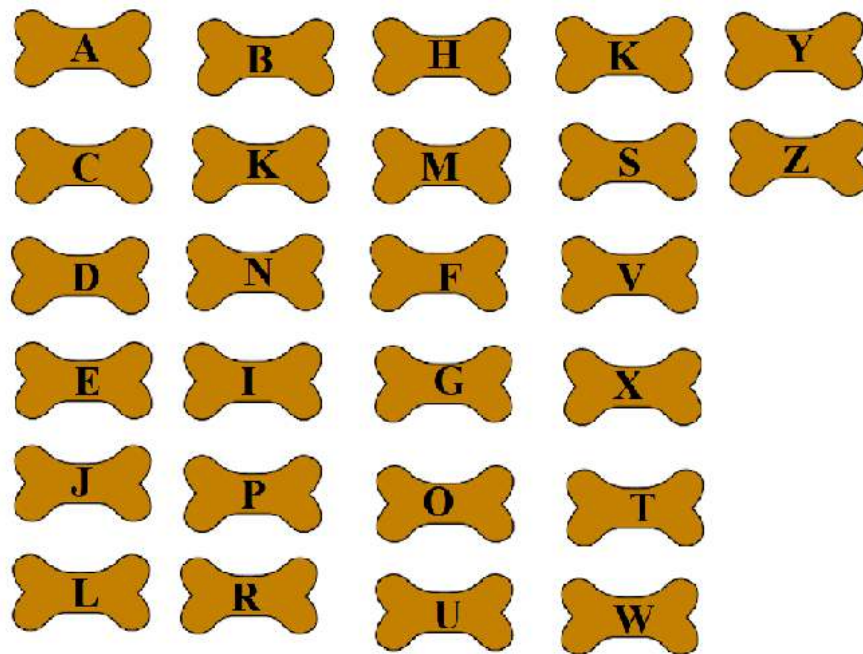
ACTIVITY #1 TITLE	LEARNING GOAL/OBJECTIVE	MATERIALS
Puppet Plays	Using puppets to help develop recognition of emotions.	Puppets
ACTIVITY/LESSON DESCRIPTION		
Act out a social situation for the toddler.		

ACTIVITY #2 TITLE	LEARNING GOAL/OBJECTIVE	MATERIALS
Ball Rolls	Gets toddlers in the habit of sharing and taking turns.	Balls
ACTIVITY/LESSON DESCRIPTION		
Roll the ball back and forth between you and the child.		

ACTIVITY #3 TITLE	LEARNING GOAL/OBJECTIVE	MATERIALS
Passing the Teddy Bear	Sit children in a group and allow them to interact and watch each other's reactions.	Stuffed Animal and Music
ACTIVITY/LESSON DESCRIPTION		
Play music while the teddy is passed around and then stop the music, whoever is stuck with the bear does a silly pose.		

LANGUAGE, LITERACY & COMMUNICATION ACTIVITIES

ACTIVITY #1 TITLE	LEARNING GOAL/OBJECTIVE	MATERIALS
Feed the Puppy	Identifying and pronouncing the alphabet words on the biscuits.	Puppy and Biscuits Scissors
ACTIVITY/LESSON DESCRIPTION		
Feed the puppy alphabet biscuits, as you feed the puppy say the letter that you see.		



ACTIVITY #2 TITLE	LEARNING GOAL/OBJECTIVE	MATERIALS
Pet Imitation	Imitate animal activities, identify the animals.	Animal sheet provided.

ACTIVITY/LESSON DESCRIPTION

Go through the list and demonstrate the activities.



Slither like a Snake



Hop like a Bunny



Scurry like a Hamster



Talk like a Parrot



Peck like a Chicken




Lick like a Kitten

ACTIVITY #3 TITLE	LEARNING GOAL/OBJECTIVE	MATERIALS
Turtle Tracing	Lead the turtle to the lettuce, passing through or over obstacles. Using fine motor skills.	Turtle Sheet Marker

ACTIVITY/LESSON DESCRIPTION


Lead the turtle to the food with a marker.



ACTIVITY #4 TITLE	LEARNING GOAL/OBJECTIVE	MATERIALS
Animal Sounds	Listen to and understand complex language. Notices and discriminates discrete units of sounds.	Phone or computer
ACTIVITY/LESSON DESCRIPTION		
Search YouTube for pet animal sounds(a cat purring, a dog barking, etc.). Play the sound and ask your child to identify the animal.		

ACTIVITY #5 TITLE	LEARNING GOAL/OBJECTIVE	MATERIALS
Read, Read, Read	Demonstrate knowledge of prints and its uses. Comprehends and responds to books and other texts. Listen to and understand complex language.	Dog's Colourful Day by Emma Dodd https://www.youtube.com/watch?v=BmnzXC3Dw7o The Pigeon Wants A Puppy by Mo Willems https://www.youtube.com/watch?v=4GwroVOWtpA Any other book of your choice.
ACTIVITY/LESSON DESCRIPTION		
Here a few titles for you to read to your child. You can use YouTube or go to a local library and borrow the books.		









MUSIC & MOVEMENT ACTIVITIES

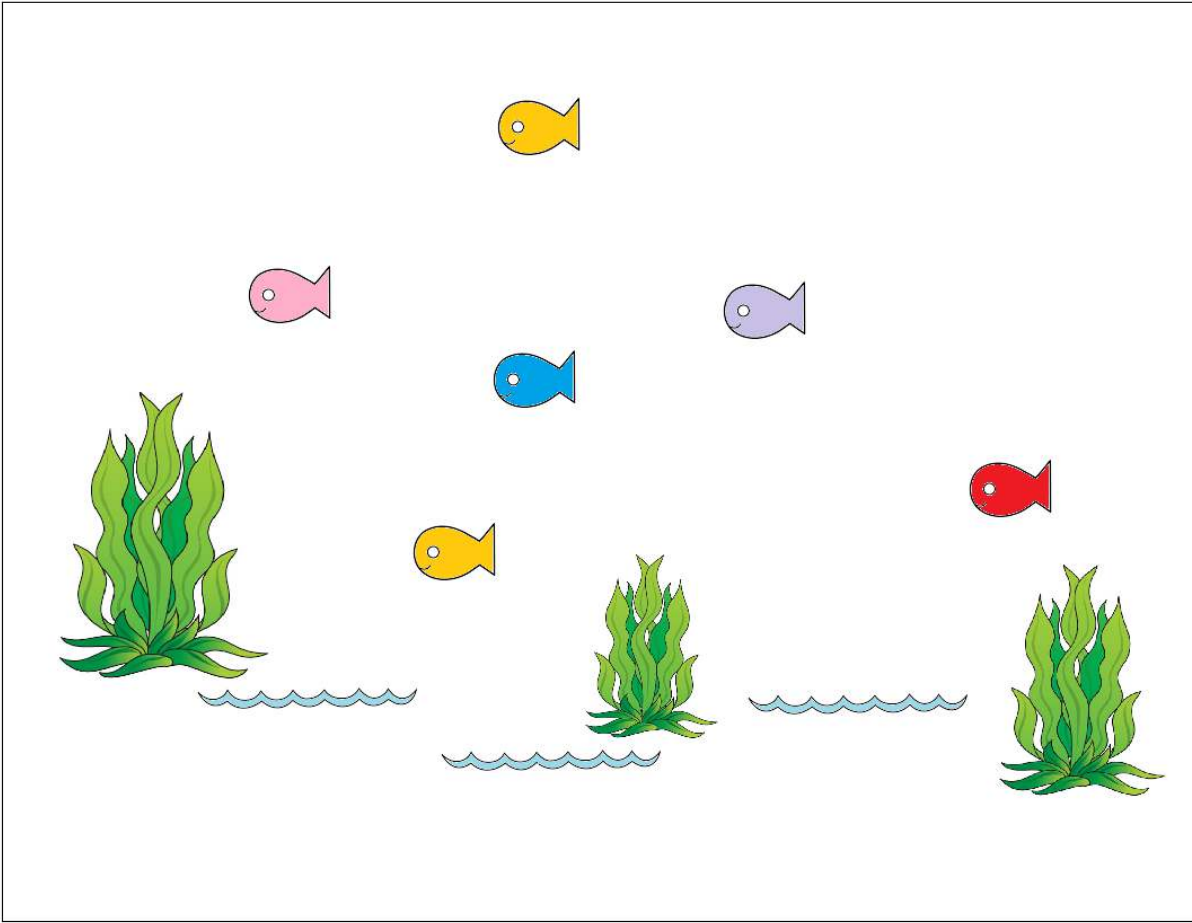
ACTIVITY #1 TITLE	LEARNING GOAL/OBJECTIVE	MATERIALS
My Fish	Using listening and oral skills to sing a song.	Fish Song
ACTIVITY/LESSON DESCRIPTION		
<p style="text-align: center;">Sing Along, and learn a pet song.</p> <div style="text-align: center;">  <p>My Fish (sing to the chorus of "Jingle Bells")</p> <p>See my fish, see my fish, Swimming round and round. In his little fish bowl, He swims without a sound. When I feed him fish food, He swims up to the top. He eats the flakes of fishy food And when it's gone he stops!</p> </div>		

ACTIVITY #2 TITLE	LEARNING GOAL/OBJECTIVE	MATERIALS
Old McDonald	Using listening and oral skills to repeat the song back.	"Old McDonald"
ACTIVITY/LESSON DESCRIPTION		
Sing in the Old McDonald tune but replace the farm animal names with pets instead. Ex: Dog, cats, birds. etc		

ACTIVITY #3 TITLE	LEARNING GOAL/OBJECTIVE	MATERIALS
This Kitty	Helps children learn language by increasing vocabulary, learning the sounds of words and hearing the rhythm of language. Children can also gain large and small motor skills by performing movements required in fingerplays.	N/A
ACTIVITY/LESSON DESCRIPTION		
<p>Start by holding up all 5 fingers. At each line take one away. On the last line have the final finger run through a hole made by the left hand.</p> <p>This kitty said, "I smell a mouse," This kitty said, "Let's hunt through the house." This kitty said, "Let's go creepy creep." This kitty said, "Is the mouse asleep?" This kitty said, "Meow, meow, I saw him go through This hole just now."</p>		

THE ARTS & SENSORY ACTIVITIES

ACTIVITY #1 TITLE	LEARNING GOAL/OBJECTIVE	MATERIALS
Dog House Shape Name	Learning to Identify four shapes and matching them.	Dog Houses and Shapes, Scissors
ACTIVITY/LESSON DESCRIPTION		
<p style="text-align: center;">Identify the shapes, and then match them to the dog houses.</p> <div style="display: flex; justify-content: space-around; align-items: center;"> <div style="text-align: center;">   </div> <div style="text-align: center;">   </div> <div style="text-align: center;">   </div> <div style="text-align: center;">   </div> </div>		




ACTIVITY #2 TITLE	LEARNING GOAL/OBJECTIVE	MATERIALS
Fish Bubbles	Learning about fishes and using creative expression to add fish bubbles.	Blue Paint Fish Paper Drawing
ACTIVITY/LESSON DESCRIPTION		
<p data-bbox="354 667 1269 730" style="text-align: center;">Show paper and describe it. Then pour blue paint in a bowl, dip finger and press it on the drawing. It will look like fish bubbles.</p> <div data-bbox="224 779 1409 1696" style="border: 1px solid black; padding: 20px; text-align: center;">  </div>		

ACTIVITY #3 TITLE	LEARNING GOAL/OBJECTIVE	MATERIALS
Paw Art	Using their fine motor skills to make art.	Paw print cookie cutter, paint, paper
ACTIVITY/LESSON DESCRIPTION		
Allow the child to use the cutter as a stamp with the paint.		

ACTIVITY #4 TITLE	LEARNING GOAL/OBJECTIVE	MATERIALS
Potato Masher Turtles	Using fine motor skills to create turtles.	Paper, green paint, potato mashers, markers
ACTIVITY/LESSON DESCRIPTION		
Allow the child to put green paint on the potato masher and stamp the paper, then let dry and create head and arms.		

ACTIVITY #5 TITLE	LEARNING GOAL/OBJECTIVE	MATERIALS
Paper Puppets	These puppets will help encourage dramatic play, enhance fine motor skills and language.	Markers or crayons. Paper lunch bags. Glue.
ACTIVITY/LESSON DESCRIPTION		
Make puppies from brown lunch bags. Let the child draw the face on the bag and glue on ears.		

MATHEMATICS & SCIENCE ACTIVITIES

ACTIVITY #1 TITLE	LEARNING GOAL/OBJECTIVE	MATERIALS
Count the Frogs	Identifying and Counting Frogs.	Frog Page
ACTIVITY/LESSON DESCRIPTION		
<p data-bbox="370 827 1253 856">Inspect page, identify frogs, and count how many are in each bowl.</p> <div style="display: flex; justify-content: space-around; align-items: center;">   </div> <div style="display: flex; justify-content: center; align-items: center; margin-top: 20px;">  </div> <p data-bbox="539 1806 1084 1881" style="text-align: center; color: green; font-size: 1.5em;">Count the Frogs</p>		

ACTIVITY #2 TITLE	LEARNING GOAL/OBJECTIVE	MATERIALS
Counting Goldfish	Using repetition and listening skills to get familiar with numbers.	Goldfish snacks, drawings of fish bowls with numbers labeled.
ACTIVITY/LESSON DESCRIPTION		
Help place the number of goldfish on the correct bowls.		

ACTIVITY #3 TITLE	LEARNING GOAL/OBJECTIVE	MATERIALS
Sort Animal Crackers	Animal crackers can provide excellent sorting and matching experiences for children.	Animal crackers
ACTIVITY/LESSON DESCRIPTION		
Identify animals. Count them and sort the same animals together. Talk about animal sounds and characteristics.		

ACTIVITY #4 TITLE	LEARNING GOAL/OBJECTIVE	MATERIALS
Soft Like Kittens	Demonstrate knowledge of the characteristics of living things.	Box. Objects with Different Textures.
ACTIVITY/LESSON DESCRIPTION		
Fill a box with soft and rough objects. Have children manipulate them. They can name the ones which are soft like kittens.		