

TODDLER

Under the Sea

Early Childhood Distance Learning Materials



TABLE OF CONTENTS

HOME LEARNING BINGO BOARD	3
DAILY CHECK-IN	4
SOCIAL EMOTIONAL DEVELOPMENT & SOCIAL SYSTEMS COGNITIVE ACTIVITIES	5
LANGUAGE, LITERACY & COMMUNICATION ACTIVITIES	7
THE ARTS & SENSORY ACTIVITIES	9
MATHEMATICS & SCIENCE ACTIVITIES	13
MUSIC & MOVEMENT ACTIVITIES	17


HOME LEARNING BABY BINGO BOARD

DIRECTIONS FOR EACH DAY THIS WEEK: The goal is to do 5 activities in each area. After you complete an activity, color in the box and show it is done. The goal is to have a blackout by the end of the week with every box colored in!

L Literacy	E Exercise	A Arts	R Regulation	N Numbers
Complete one lesson from the literacy packet	Have a family dance party	Draw a picture of what you are doing today	Practice STAR breathing: Smile, Take a deep breath, and Relax. Fill up your belly like a balloon and slowly let it out 3 times.	Count 1 to 20
Use handwriting sheet to write name	Create an obstacle course in your home and run it 5 times	Make up a new song	What did you do to show kindness? Draw a picture.	Find items in your house you can make patterns with. Can you make an AB pattern?
Retell main events in your favorite book	Find color freeze dance on YouTube and dance to it	Use objects around your house to create a new art project	Choose a job that you can do today to help your family	Complete one lesson from the math packet
Complete one lesson from the literacy packet	Go outside and practice skipping, hopping on two feet, galloping and running	Complete one lesson from the Arts packet	Help your child make a daily schedule that you can put up in your house	Find shapes in your house and draw them on paper
Name some words that rhyme with: cat, dog, bed, map	Do each stretch for a 10 second hold and repeat 3 times: baby pose, up dog, down dog, tree pose	Use scissors to practice cutting paper in straight lines and zig zag lines	Help your child identify a space to go to help them feel calm	Find a block and use it to measure your bed, a table and a chair. How many blocks tall are they?
Use a magazine to cut out the letters of your name and glue them to a piece of paper	Draw a picture of what foods give you energy	Play your favorite song and clap to the beat	What toy or animal helps you calm down when you're feeling upset? Draw how they help you.	Count how many forks and how many spoons are in your house. How many all together?

DAILY CHECK-IN

Tell me how you're feeling today?



MONDAY	Make a CIRCLE with a BLUE crayon
TUESDAY	Make a TRIANGLE with a RED crayon
WEDNESDAY	Make a SQUARE with an ORANGE crayon
THURSDAY	Make a CLOUD with a PURPLE crayon
FRIDAY	Make A SHAPE OF YOUR CHOICE with a GREEN crayon

SOCIAL EMOTIONAL DEVELOPMENT & SOCIAL SYSTEMS COGNITIVE ACTIVITIES

ACTIVITY #1 TITLE	LEARNING GOAL/OBJECTIVE	MATERIALS
Mindful Breathing	Coping Skills, Managing Emotions, Mindfulness	Bubbles / Imagination
ACTIVITY/LESSON DESCRIPTION		
<p>Have your child pretend they have a hot slice of pizza in front of them. Slowly breath in to smell the pizza and breath out to cool it down. Another breathing exercise is Bubble Breathing. If you have bubbles on hand it's better, but you can also pretend. Practice breathing in and out as you blow the bubbles.</p>		

ACTIVITY #2 TITLE	LEARNING GOAL/OBJECTIVE	MATERIALS
Observation Hunt	Attention / Awareness	Items Inside / Outside
ACTIVITY/LESSON DESCRIPTION		
<p>This activity can be done inside or outside. For example, if you're outside, you might want them to find something blue, a flower, a rock, a pine cone and something bumpy. If inside, you might want them to find something green, something in the shape of a square, something that is shiny and something that makes noise? Ask your child questions about the items they find. Try to search for 10-12 items.</p>		

ACTIVITY #3 TITLE	LEARNING GOAL/OBJECTIVE	MATERIALS
Shake the Sillies Out	Calming / Awareness	N/A
ACTIVITY/LESSON DESCRIPTION		
<p>Gather your child and model for your child how to do activity. Stand still like a statue, breath in and hold your breath. As you breath out and shake your arms and body all over. Shake until your body feels loose. Flop down on to the ground and take three deep breaths. Ask your child how they feel and if they are ready to start the day/activity.</p>		

LANGUAGE, LITERACY & COMMUNICATION ACTIVITIES

ACTIVITY #1 TITLE	LEARNING GOAL/OBJECTIVE	MATERIALS
<u>Ocean Life</u> By: Jill McDonald	Engage child in literacy through and interactive experience	YouTube / Phone, Computer or Tablet
ACTIVITY/LESSON DESCRIPTION		
Read along with your child		

ACTIVITY #2 TITLE	LEARNING GOAL/OBJECTIVE	MATERIALS
<u>Life in an Ocean</u> By: Carol K. Lindeen	Engage child in literacy through and interactive experience	YouTube / Phone, Computer or Tablet
ACTIVITY/LESSON DESCRIPTION		
Read along with your child		

ACTIVITY #3 TITLE	LEARNING GOAL/OBJECTIVE	MATERIALS
Sharks in the Ocean	Building vocabulary and communication through movement	YouTube / Phone, Computer or Tablet
ACTIVITY/LESSON DESCRIPTION		
Look at the child, repeat the lyrics and do the actions together. Repeat the rhyme throughout the week until the child can say it with.		

ACTIVITY #4 TITLE	LEARNING GOAL/OBJECTIVE	MATERIALS
Fish Tracing	Building vocabulary and emerging writing skills	Paper, Crayons and/or Markers
ACTIVITY/LESSON DESCRIPTION		
Write Fish largely on a piece of paper. Have your child try to trace over the lines or just have child free "write" or draw all over the paper.		

ACTIVITY #5 TITLE	LEARNING GOAL/OBJECTIVE	MATERIALS
Telephone Play	Building communication and conversational skills	Toy phones, phones you no longer use, blocks can substitute for phones or make your own
ACTIVITY/LESSON DESCRIPTION		
Act as if you are calling your child. Encourage your child to answer the phone. Ask your child questions about what they see, what would he/she like for breakfast, how are you feeling today? Encourage your toddler to answer the phone. Through this activity, your toddler will learn phone etiquette and improve his/her conversation skills.		

THE ARTS & SENSORY ACTIVITIES

ACTIVITY #1 TITLE	LEARNING GOAL/OBJECTIVE	MATERIALS
Moon Sand	Fine Motor/Hand & Eye Coordination	Flour and Oil (Baby, Vegetable, Melted Coconut etc.)
ACTIVITY/LESSON DESCRIPTION		
<p>Use ¼ cup oil for every 2 cups of flour. In a large container, mix flour and oil together. It usually comes together in 10 minutes.</p> <p>Now you're ready to explore! Ask questions like, Does it feel cold, soft or wet? You can also add toys, a spoon or cup. The sand can be stored in a Ziplock bag or any airtight container for future use.</p>		

ACTIVITY #2 TITLE	LEARNING GOAL/OBJECTIVE	MATERIALS
Read a Touch and Feel Book	Builds Language/Cognitive Development and Sensory Exploration	Texture Book
ACTIVITY/LESSON DESCRIPTION		
<p>Sit with your child and explore a Texture book. Ask your child questions like, "How does it feel?" "Is it bumpy?" "Is it scratchy?" "Is it rough?" "Is it fluffy?"</p>		


ACTIVITY #3 TITLE	LEARNING GOAL/OBJECTIVE	MATERIALS
Baby Shark Coloring Sheet	Building Fine Motor Skills / Expression of Oneself Through Art	Coloring sheet, crayons or markers
ACTIVITY/LESSON DESCRIPTION		
Have your child color the sharks. Ask questions like, what color are you using, describe what is on the coloring sheet like, "That shark has sharp teeth." "Where do sharks live?"		

ACTIVITY #4 TITLE	LEARNING GOAL/OBJECTIVE	MATERIALS
Water Play with Sea Creatures	Supports language, Fine/Gross Motor Skills & Cognitive Development	Water, Sea Creatures, Cup
ACTIVITY/LESSON DESCRIPTION		
This can be done in the sink, bathtub or in a plastic container. If using sea creatures, encourage your child to describe what they see. Ask questions like, "Is ___ little or big?" "Is it swimming fast or slow?" Use descriptive language such as, "Your ___ is jumping high." "My ___ is making big splashes." If you don't have Sea creatures, use a cup for scooping and pouring. Use descriptive language and ask questions like, "Is your cup full/empty?" Ask your child to scoop up the water and pour it out.		

ACTIVITY #5 TITLE	LEARNING GOAL/OBJECTIVE	MATERIALS
Octopus Fine Motor	Developing Fine Motor Skills/Building Brain	Paint, markers, or crayons
ACTIVITY/LESSON DESCRIPTION		
Gather materials at the table and have your child color on the circles on the octopus.		

My name is _____


SUPER
SIMPLE
Baby Shark
Color



© Skyship Entertainment 2017

Download more coloring pages at www.supersimpleonline.com

Fine Motor Practice



Lavinia Pop © 2017

MATHEMATICS & SCIENCE ACTIVITIES

ACTIVITY #1 TITLE	LEARNING GOAL/OBJECTIVE	MATERIALS
Big or Small?	Identify by Size	Print out (below), Color Utensils
ACTIVITY/LESSON DESCRIPTION		
<p>Gather your child and the materials. Point to the shark and say “this shark is big.” Point to the fish and say “this fish is small.” Ask your child which is big and which is small, encouraging them to point to the correct one.</p>		

ACTIVITY #2 TITLE	LEARNING GOAL/OBJECTIVE	MATERIALS
Ten Little Toes	Use Number Concepts and Operations	N/A
ACTIVITY/LESSON DESCRIPTION		
<p style="text-align: center;">Recite the following rhyme</p> <p style="text-align: center;">You have ten little toes As sweet as they can be Your ten little toes... Can you count them with me?</p> <p style="text-align: center;">Count the child’s toes as you say the rhyme. Touch each toe as you count</p>		


ACTIVITY #3 TITLE	LEARNING GOAL/OBJECTIVE	MATERIALS
One for You, One for Me	Uses number concepts, operations and counting	Small pile of objects, e.g., large crayons, blocks, chunky manipulatives
ACTIVITY/LESSON DESCRIPTION		
<p>Give the child a small pile of objects. Ask him/her to share with you dividing them into two small containers. Demonstrate as you say, "One for you, one for me." Encourage the child to continue until the pile is gone. As appropriate, encourage the child to grasp and release the objects. With 2-year-olds, add a third person (or a stuffed toy) and invite the child to share the pile of small objects.</p>		

ACTIVITY #4 TITLE	LEARNING GOAL/OBJECTIVE	MATERIALS
Magic Milk Science Experiment	Observation / Building on Scientific Thinking	Milk (must be whole or 2%), food color, dish soap, shallow dish or bowl
ACTIVITY/LESSON DESCRIPTION		
<p>Pour enough milk onto the plate to cover the bottom, drop food coloring into the milk, drop small amount of dish soap into the middle of the milk, the colors will start to move away from the dish soap. You can use a Q-Tip to move the colors around near the end.</p> <p>Ask lots of fun questions about the colors and what is happening. References YouTube link as needed https://www.youtube.com/watch?v=Bq1_fvcji4g</p>		

ACTIVITY #5 TITLE	LEARNING GOAL/OBJECTIVE	MATERIALS
Let's Explore!	Uses Scientific Skills	Large Interesting Objects
ACTIVITY/LESSON DESCRIPTION		
<p>Invite your child to explore large interesting objects with you. Describe the object using rich, descriptive language. "Look at this enormous brown cardboard box! It has bright red letters on the side." Using questions as prompts, encourage your child, if verbal, to offer their description as well. "What do you notice about the box?" "What does it feel like?" Encourage 2-year-olds to make size, shape and color comparisons.</p>		

Size Activity

Color the animals. Which animal is small? Circle it.



Name _____

www.cleverlearner.com

MUSIC & MOVEMENT ACTIVITIES

ACTIVITY #1 TITLE	LEARNING GOAL/OBJECTIVE	MATERIALS
Baby Shark	Express Emotions and Awareness of Body	https://www.youtube.com/watch?v=XqZsoesa55w
ACTIVITY/LESSON DESCRIPTION		
Gather your child and tell them you are going to dance. Turn on the song and dance with your child. Repeat as needed.		

ACTIVITY #2 TITLE	LEARNING GOAL/OBJECTIVE	MATERIALS
Slippery Fish	Building on Vocabulary and Learning about Ocean Animals	https://www.youtube.com/watch?v=KXftXCIXIq8
ACTIVITY/LESSON DESCRIPTION		
Sing the song, make silly sounds and do the actions with your child. You can ask questions like, "How many arms does an octopus have, do you think the fish is slimy, are whales big or little?"		

ACTIVITY #3 TITLE	LEARNING GOAL/OBJECTIVE	MATERIALS
Animals in the Ocean Song	Building Vocabulary and Rhyming Skills	https://www.youtube.com/watch?v=6-xqosckJ5c
ACTIVITY/LESSON DESCRIPTION		
Sing this song with your child throughout the week. This will help to build on vocabulary and make connections.		

