

Early Childhood Distance Learning Materials



Planning Note: Use column O to fill in week and dates from the planning matrix. (click box for link to pop up)

Infants

Week #XX

June 14 - 19, 2020

Weekly Lesson Planning Snapshot

The table below is for you to choose activities and ensure they are aligned to your weekly theme. The bullets are examples of activities that are provided for inspiration. Please refer to [Teaching Strategies](#) and [Learning Guides](#) for ideas for your plans - they have free weekly lessons and guides you can use for inspiration. Given we are all planning simultaneously, **it's encouraged you don't copy and paste the things from the site, but edit them based on your theme.**

Weekly Theme:	
<p style="text-align: center;"><u>Social Emotional Development & Social Systems Cognitive</u> <i>Create 5 Activities Weekly</i></p> <ul style="list-style-type: none"> <input type="checkbox"/> Change directions for daily check-in <input type="checkbox"/> Mirror play <input type="checkbox"/> Coloring together <input type="checkbox"/> Telephone play <input type="checkbox"/> Naming feelings <input type="checkbox"/> Self-Skills (ie: handwashing, feeding self, picking up toys) <p>Teacher:</p>	<p style="text-align: center;"><u>Language, Literacy & Communication</u> <i>Create 2-3 Activities Weekly</i></p> <ul style="list-style-type: none"> <input type="checkbox"/> Read a book a day <input type="checkbox"/> Write or draw in journal daily <input type="checkbox"/> Play a matching game <p>Teacher:</p>
<p style="text-align: center;"><u>Music & Movement</u> <i>Create 3 Activities Weekly</i></p> <ul style="list-style-type: none"> <input type="checkbox"/> Sing a song <input type="checkbox"/> Dance <input type="checkbox"/> Stack large blocks <input type="checkbox"/> Rattles <input type="checkbox"/> 2 electronic resources <p>Teacher:</p>	<p style="text-align: center;"><u>The Arts & Sensory</u> <i>Create 2 Activities Weekly</i></p> <ul style="list-style-type: none"> <input type="checkbox"/> Water play pouring water from one container to another <input type="checkbox"/> Color sheets <input type="checkbox"/> Collage from things you collect outside <p>Teacher:</p>
<p style="text-align: center;"><u>Mathematics/Science</u> <i>Create 2-3 Activities Weekly</i></p> <ul style="list-style-type: none"> <input type="checkbox"/> Worksheets <input type="checkbox"/> Outside Activities (ie: count clouds, green cars) <input type="checkbox"/> Inside Activities (ie: stack blocks and write the number) <p>Teacher:</p>	

Planning Note: The table of contents will automatically update as long as you do not change the formatting for the headers. Please double check when you update the google doc that the pages are in alignment.

Table of Contents

Home Learning Bingo Board	4
Daily Check-In	5
Social Emotional Development &	6
Social Systems Cognitive Activities	6
Language, Literacy & Communication Activities	8
The Arts & Sensory Activities, Music & Movement	10
Mathematics & Science Activities	12

Planning Note: Update the LEARN activities after you have completed your plans for the week. You get to create one activity that is your choice to fill the 6th box.


Home Learning Bingo Board

DIRECTIONS FOR EACH DAY THIS WEEK: The goal is to do 5 activities in each area. After you complete an activity, color in the box and show it is done. The goal is to have a blackout by the end of the week with every box colored in! Get ready...get set...LEARN!

L Literacy	E Exercise	A Arts	R Regulation	N Numbers
Read 15 minutes with your child <div style="border: 1px solid black; display: flex; justify-content: space-around; padding: 2px;"> M T W R F </div>	Have a family dance party!	Make some Discovery Bottles	Soothe and help them self-soothe	Count 1 to 5
Recite nursery rhymes.	Roll a ball	Make up a new song	Baby yoga	Go on a walk and count the houses you see?
listen to different types of music.	Crawl around the house	Use objects from around your house to create a new art project	Turn on some lullabies ic	Count their toes and fingers
Complete one lesson from the literacy packet	Go for a walk outside.	Complete one lesson from the Arts packet	Talk to your baby	Count as getting the baby dressed
Make funny faces	Practice pulling up on furniture	Squish Bag or Mess-Free Finger painting	Give them a toy they are able to hold	Read a counting book
Listen to different types of music	play push and pull games with balls and soft toys.	Play your favorite song and clap to the beat	Sing to your baby	Sing 5 little monkeys jumping on the bed

Daily Check-In

Tell me how you're feeling today?



Monday	Make a CIRCLE with a BLUE crayon
Tuesday	Make a TRIANGLE with a RED crayon
Wednesday	Make a SQUARE with an ORANGE crayon
Thursday	Make a CLOUD with a PINK crayon
Friday	Make A SHAPE OF YOUR CHOICE with a GREEN crayon

Social Emotional Development & Social Systems Cognitive Activities

Positive Parenting



ZERO TO THREE
Early connections last a lifetime

Positive parenting describes a set of parental behaviors that foster a child's capacity to **love, trust, explore and learn**. The goal of positive parenting is to help parents guide their children's healthy development in the context of the family's culture. Key elements of positive parenting include the ability to:

Understand or imagine the **child's point of view**, especially during challenging moments.



Respond with interest and **sensitivity** to the child's cues.



Recognize that **parenting can be stressful** and missteps are a natural part of child-rearing.



Recognize and **celebrate** the child's strengths, abilities, and capacity to learn and develop.



Provide consistent, **age-appropriate guidelines** and limits for child behavior.



Work toward a **balance** of meeting parental needs and child needs.



Delight in **moments of connection** with the child;



Recognize and **regulate their own feelings** and behaviors before they respond to the child.



Seek help, support or additional information on parenting **when needed.**



Activity #1 Title	Learning Goal/Objective	Materials
Twinkle twinkle little star	social development listening to words, making eye contact	https://www.youtube.com/watch?v=yCjJyiqpAuU&vl=en
Activity/Lesson Description		
You can sign along with the link or by yourself		

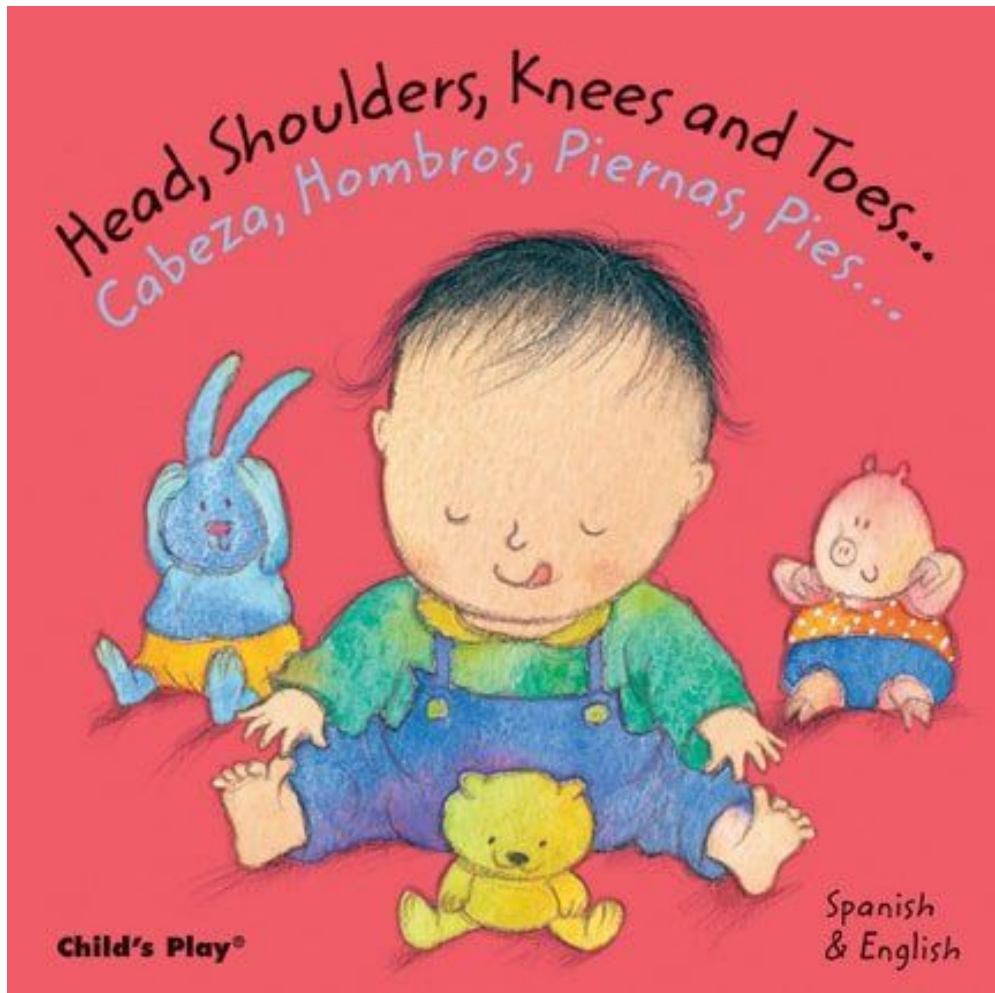
Activity #2 Title	Learning Goal/Objective	Materials
Rock your baby and listen to classical music (Bedtime Baby Lullaby Classical Music Mozart Bach Beethoven Pachelbel Sleep Music 1 Hour)	The baby is bonding and learning to trust adults or earning self regulation.	https://www.youtube.com/watch?v=yCjJyiqpAuU&vl=en
Activity/Lesson Description		



Activity #3 Title	Learning Goal/Objective	Materials
Make funny faces in a mirror	Self recognition and recognizing other people	A mirror
Activity/Lesson Description		
Hold a mirror in front of your face and make different faces... silly, sad, happy etc name the emotion on your face		

Activity #5 Title	Learning Goal/Objective	Materials
-------------------	-------------------------	-----------

Activity/Lesson Description		

Language, Literacy & Communication Activities





Activity #1 Title	Learning Goal/Objective	Materials
Good night moon	Learning names of pictures in the book	https://www.youtube.com/watch?v=Rg3wI0OPRe0
Activity/Lesson Description		
Hold the baby while you watch the youtube , book and point out pictures they name.		

Activity #2 Title	Learning Goal/Objective	Materials
here's No Place Like Space The Cat in the Hat Story	Learning names of pictures in the book	youtube.com/watch?v=SI4QuS2SrTE
Activity/Lesson Description		
Hold the baby while you watch the youtube , book and point out pictures they name.		

Activity #3 Title	Learning Goal/Objective	Materials
Sing twinkle twinkle little star using stars to	Eye coordination , developing vocabulary	https://www.youtube.com/watch?v=yCjJyiqpAuU&vl=en
Activity/Lesson Description		
you can sing it alone or along with the youtube video. Use the stars above to cut out and tape them to your fingers and twinkle your fingers.		

The Arts & Sensory Activities, Music & Movement



Activity #1 Title	Learning Goal/Objective	Materials
Moon dough	Learning textures	<ul style="list-style-type: none"> ● 8 cups flour ● 1 cup oil https://tinkerlab.com/cloud-dough-exploration/
Activity/Lesson Description		
Have the baby sit in a highchair, as you sit nearby and allow them to explore the moon dough. You can also add food coloring if you would like to		

Activity #2 Title	Learning Goal/Objective	Materials
Scarry night	Hand eye coordination	Black paper, white crayon
Activity/Lesson Description		
Have the baby hold a crayon and make marks on a black piece of paper.		

Activity #3 Title	Learning Goal/Objective	Materials
Galaxy in a bag	Self regulations, hearing the names of colors	Ziplock bag Black paint glitter
Activity/Lesson Description		
Mix the ingredients in a bag and have the baby squish the bag , or tape it down on a table or high chair tray and they can move the paint around		

Activity #4 Title	Learning Goal/Objective	Materials
Activity/Lesson Description		


Activity #5 Title	Learning Goal/Objective	Materials
Activity/Lesson Description		

Mathematics & Science Activities



Activity #1 Title	Learning Goal/Objective	Materials
Patty cake	this simple sequence of clapping teaches your baby about the mathematical concept called patterns.	hands
Activity/Lesson Description		
<p>lap hands to Pat-a-cake, pat-a-cake, baker's man.</p> <p>Bake me a cake as fast as you can Pat it and prick it, and mark it with B, Put it in the oven for Baby and me. ^[2]</p>		

Activity #2 Title	Learning Goal/Objective	Materials
Dropping toys	Recognizing sequences help children develop a sense of order, logic and reason	Small toys
Activity/Lesson Description		
Let your baby drop a toy from his high chair. Put it back		

Activity #3 Title	Learning Goal/Objective	Materials
Peek a boo	This simple game also teaches your baby the complex set of rules about turn-taking and expectations.	hands/ blankets
Activity/Lesson Description		
<p>Hide your face. Cover your face with your hands or drape a towel or cloth over your face. Remember that to the baby, you're not just hiding, you're gone. At this stage of development, babies haven't developed an understanding of object permanence. Object permanence means that an object (you) is still there even when the baby can't see it. For this reason, the first few games of peekaboo can be a bit shocking to the baby.^[1]</p> <ul style="list-style-type: none"> ● You can ease your baby's mind by talking to it while you're hiding. You can say something like "Where'd mommy go? Where is she?" <ul style="list-style-type: none"> ● You can also hide yourself behind a piece of paper, a book or anything else that you have around. <div style="text-align: center;">  </div>		